



City of Lynn Haven, FL

State of the City

June 25, 2019





State of the City

- Overview
- Estimated Damages
- Financial Update
- Debris Costs
- FEMA Public Assistance
- Grants & Loans
- Restoration Account (Insurance)
- Other Funding



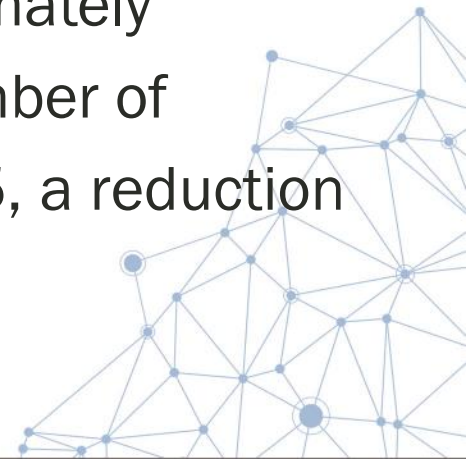
The State of the City

- October 10th was devastating to us all.
- The Mayor, commissioners, City administration, staff, vendors, and citizens pulled things together and worked long days and nights.
- Since the beginning, we have spent countless hours with FEMA officials and our City consultant to recover and rebuild.
- The City estimates that 85% of the private properties within the City suffered some measure of damage.



The State of the City

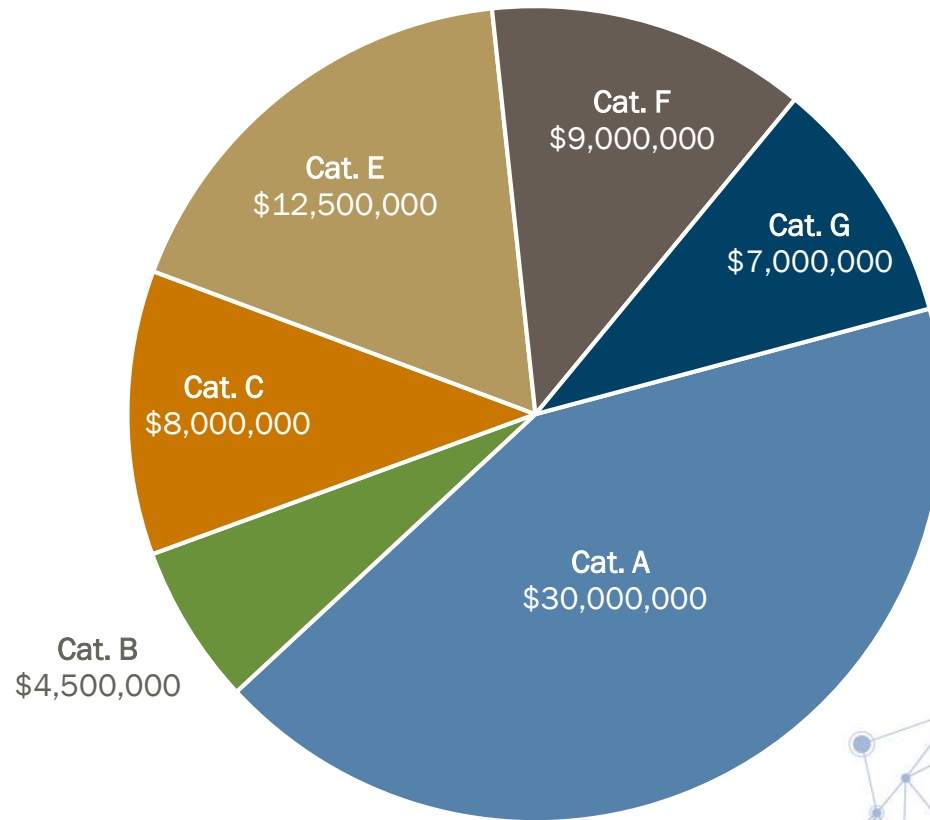
- The aftermath of Hurricane Michael impacted all City business.
- Billed amounts for water, sewer, sanitation, and storm water of \$115,949 were written off due to account closures and infrastructure damage in the first 6 months of FY 2018-19.
- Prior to Hurricane Michael, the City had approximately 10,281 water accounts. As of 5/31/19, the number of accounts had decreased to approximately 9,125, a reduction of 1,156 or 11%.



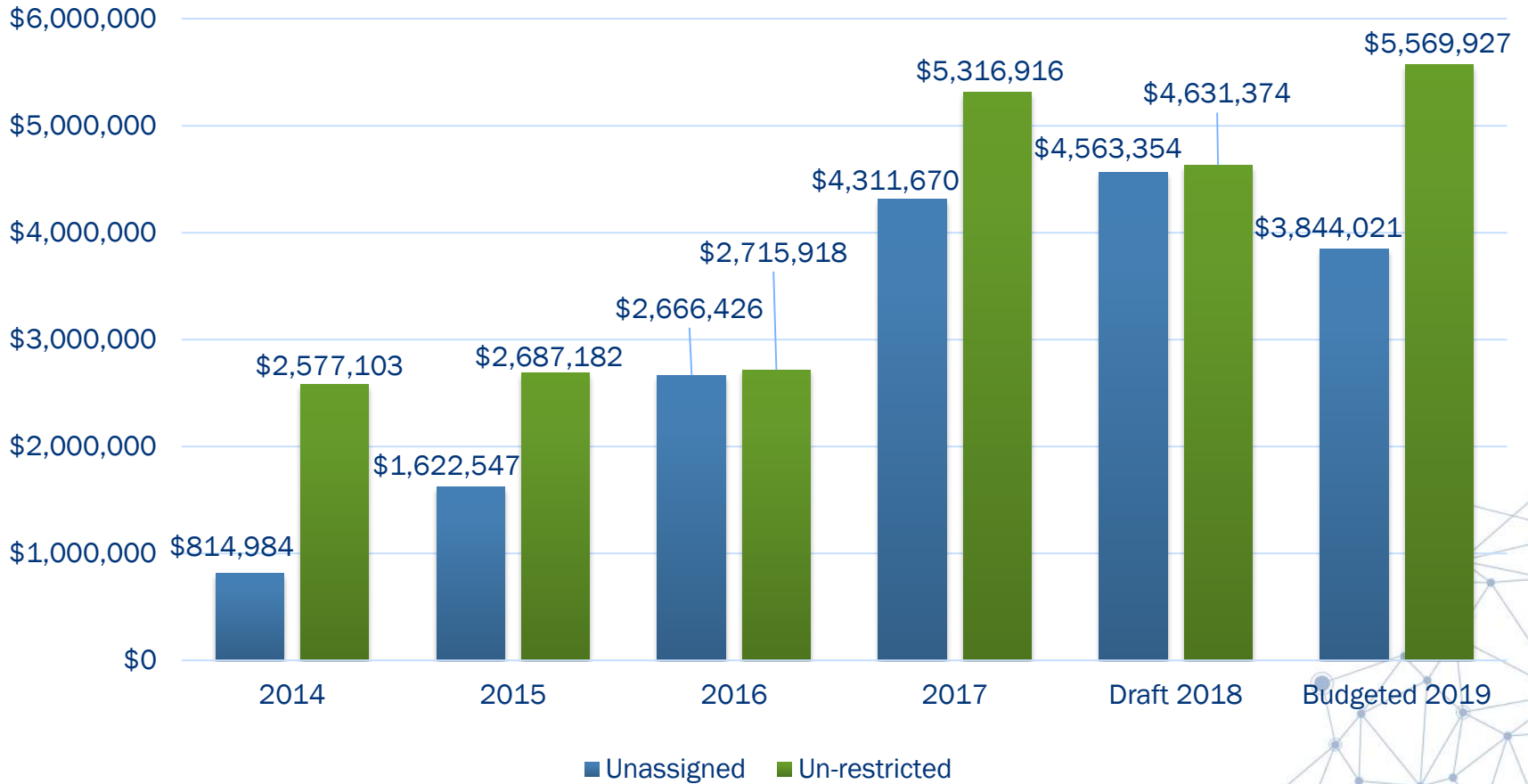
Estimated Damages

Total Estimated Damages:
\$71 million

- Cat. A (Debris Removal)
- Cat. B (Emergency Protective Measures)
- Cat. C (Roads and Bridges)
- Cat. E (Buildings & Equipment)
- Cat. F (Utilities)
- Cat. G (Parks, Recreation, and Other)

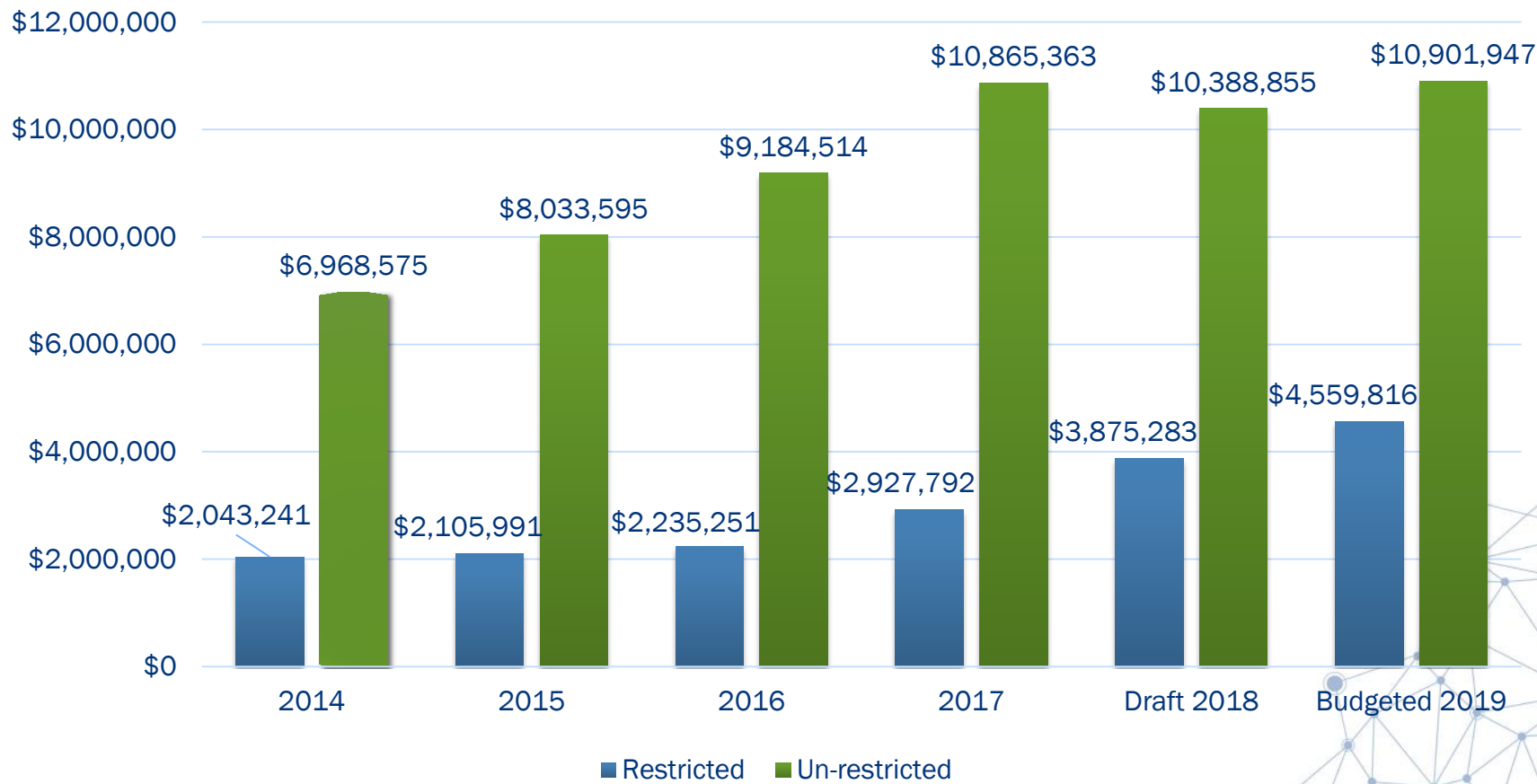


General Fund Reserves



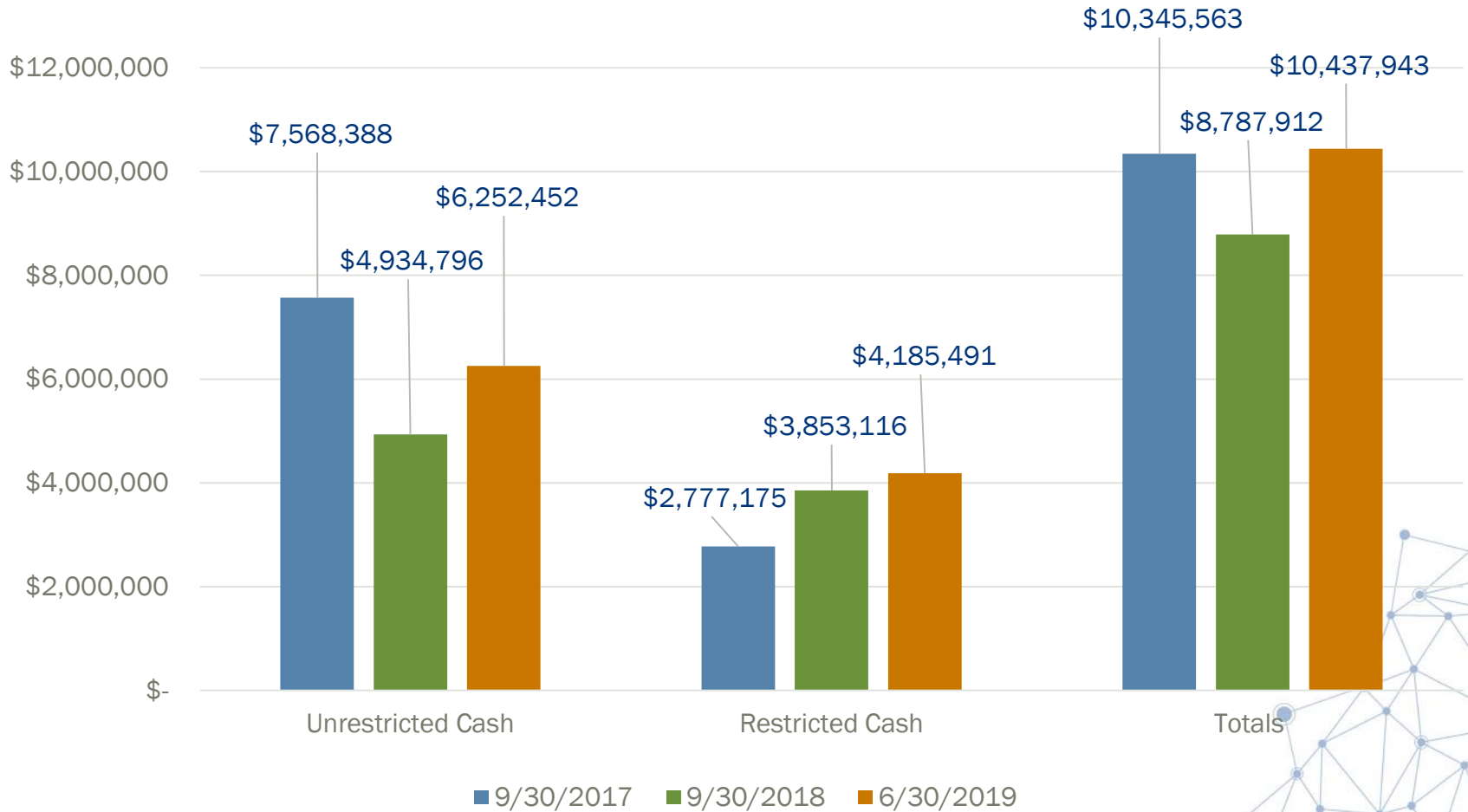
Enterprise Fund Reserves

Water, Sewer, Sanitation, and Storm Water



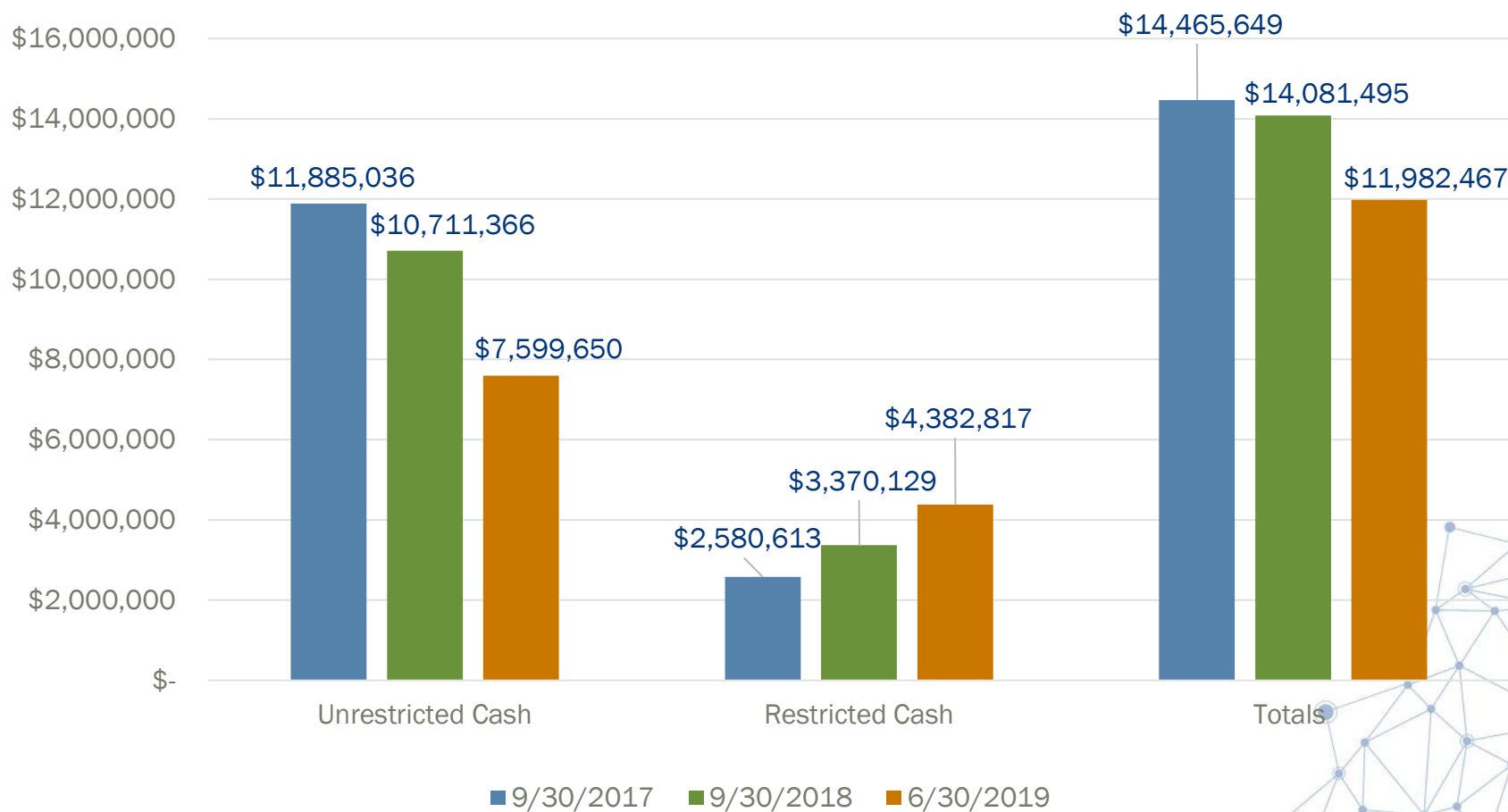


Cash – General Fund



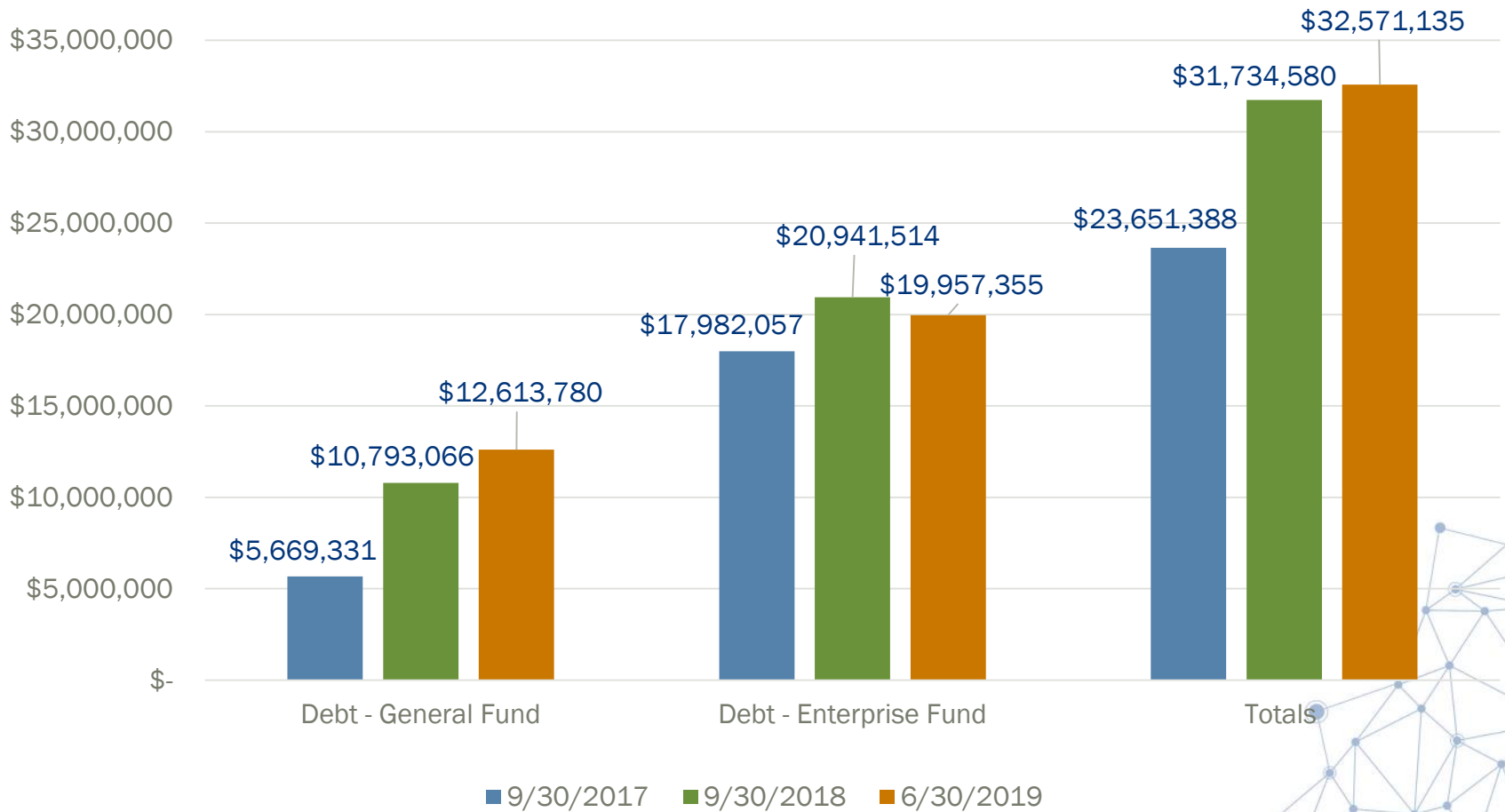


Cash – Enterprise Fund





City Debt



Debris Costs

- Total Estimated Cost:

- **\$30,000,000.00**

- Total Invoiced to Date:

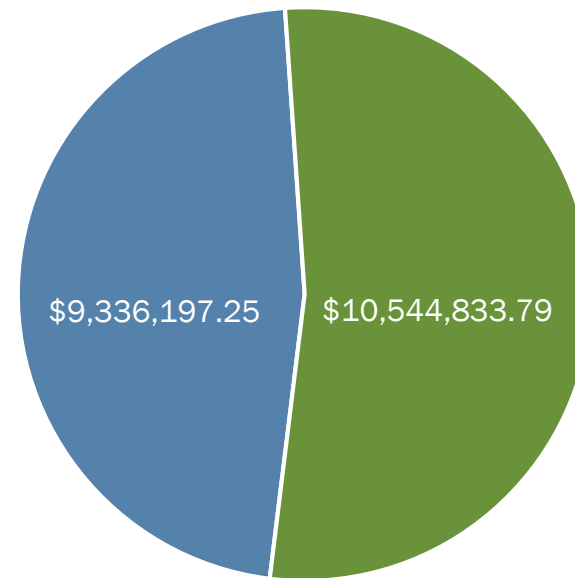
- \$19,881,031.04

- Paid to Date:

- \$9,336,197.25

- Balance Owed:

- **\$10,544,833.79**



■ Paid to Date ■ Balance Owed



FEMA Public Assistance

Costs Submitted to FEMA (as of 6/25/19)

Initial Costs Incurred:

\$33.48 million

Total Costs Submitted:

\$21,533,441.70

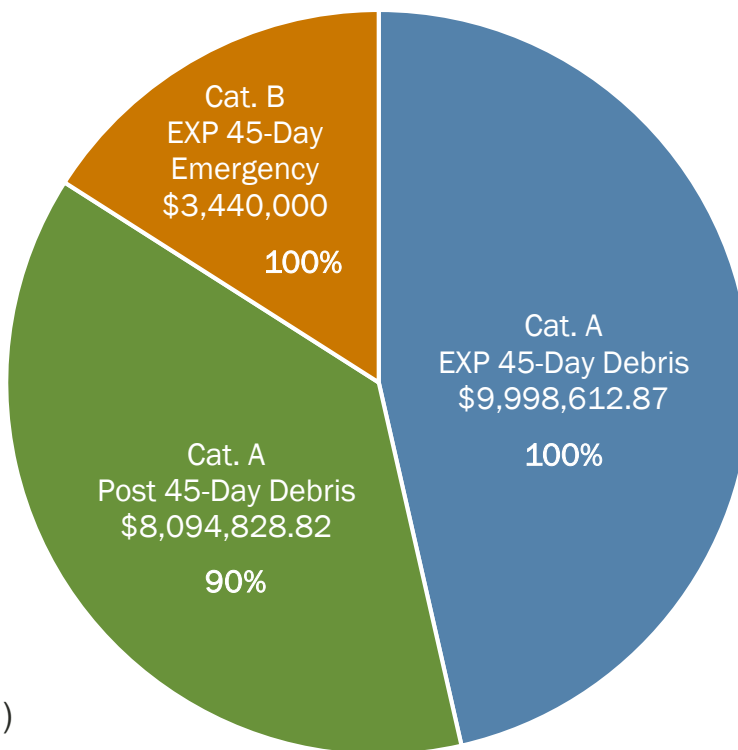
Total Reimbursement:

\$4,999,306.43

Total City Cost Share:

\$404,741.44

(Based on the \$21.5 million submitted)

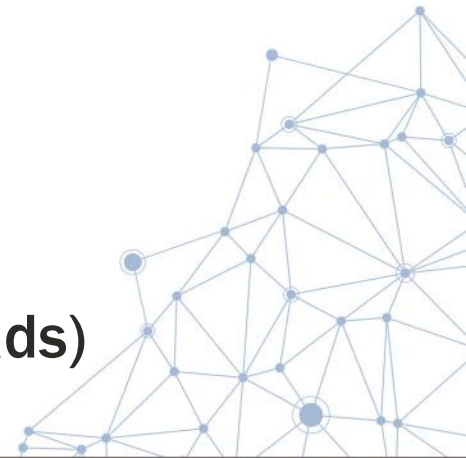


- Oct. 10-Nov. 24 Debris Removal
- Nov. 25-March 6 Debris Removal
- Oct. 10-Nov. 24 Emergency Work



Other Grant & Loan Programs

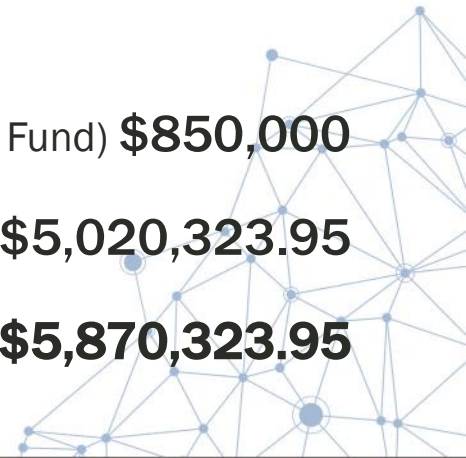
- **Natural Resources Conservation Service (NRCS) Emergency Watershed Protection Program:**
 - 75% Reimbursement: \$6,313,069
 - 25% City Cost Share: \$1,913,051
 - Total Funding: **\$8,226,121**
- **State Revolving Emergency Fund (75% Grant/25% Loan)**
 - Waste Water: \$1,000,000
 - Water: \$600,000
- **FEMA Community Disaster Loan Program**
 - Anticipated Funding: \$5,000,000
- **Florida Legislature Local Funding Initiative (Roads)**
 - Project Budget \$1,000,000





Restoration Account

• Amount of Policy at Time of Loss:	\$23,296,241.00
• Undisputed Loss:	\$8,000,253.08
• Deductible:	\$346,259.22
• Withheld Recoverable Depreciation:	\$1,783,669.91
(*Eligible for payment once repairs are completed and proof is submitted to the carrier.)	
• Payment Amounts:	(General Fund) \$850,000
	(Ins. Fund) \$5,020,323.95
	TOTAL PAYMENT: \$5,870,323.95



Other Funding Sources

- **Bonds (looking to secure \$30 million)**
 - **Taxable Bonds**
 - Can be used to pay debris haulers, PPDR, waterways, and ditches.
 - **Tax-exempt Bonds**
 - Can be used for the rebuilding of City buildings.
- **Line of Credit**
 - Due to the initial delay in FEMA reimbursement, a \$5 million line of credit has been established, of which \$2.3 million has been paid out to debris haulers.

